


# 2008 Mitsubishi Outlander 2.4G Auto 4WD



**Purchase Price** **\$6,950**  
Includes GST, Registration & Licensing

Indicative repayments  
**\$43.20 per week\***  
Based on a 36 month term & 20% deposit.  
Total repayments (156) = **\$8,129.36**



Gain peace of mind with  
Mechanical Breakdown  
Insurance. **Ask us how.**



**Top features**

- » 4WD 4x4 4 Wheel Drive...
- » ABS Braking
- » Alloy Wheels
- » Blinker Mirrors
- » Child seat anchor poin...
- » Climate Control
- » Dual air bags
- » Electric Mirrors
- » Electric Windows
- » Full Centre Seat Belt
- » Keyless Entry
- » Keyless Start
- » Monsoons
- » Paddle Shift Tiptronic...
- » Reverse Camera
- » Tinted Windows

Body Style  
**5 door, RV/SUV**

Odometer  
**139,300 km**

Engine  
**2350 cc, Internal Combustion**


Fuel Type  
**Petrol**

Transmission  
**Automatic, 4WD**

Wheels  
-

VIN  
**7AT0CJ3MX20204996**

Interior  
-

Safety  
  
Based on 2025 UCSR rating for 06-12 models

Reg No.  
**NCS956**

Ext Colour  
**Silver**

History  
**Ex-Overseas, 2 owners**

Seats  
**5 seats, Cloth**

CO2 Emissions  
**★ ★ ★ ☆ ☆ ☆**  
**232 grams/km**


Energy Economy  
**★ ☆ ☆ ☆ ☆ ☆**  
**Annual fuel cost of \$3,800**  
**9.7L per 100km**

Cost per year is an estimate based on petrol price of \$2.80 per litre and an average distance of 14000 km. Emissions and Energy Economy figures standardised to 3P WLTP.

**Stock ID: 5613**



Driven Auto Sales | Phone 07 579 9169 | Email sales@drivenauto.co.nz  
751 State Highway 29, Tauriko, Tauranga 3171, New Zealand  
www.drivenauto.co.nz



★★★★★  
4.62 | 1446 reviews

\* Driven Auto Sales is not a lender nor a financial adviser. Any amounts displayed should not be seen as an offer of finance or taken as financial advice. The interest rate, fees and loan term used in this calculation may not actually represent those available from lenders. Actual interest rates, fees and loan terms will vary per lender and are typically based on an assessment of your credit risk and responsible lending criteria. Any repayment amounts displayed are indicative only and have been calculated using several other indicative inputs. The interest rate used in this calculation is an arbitrary 12.95%, however exact interest rates vary per lender. The term of the loan used in this calculation is 36 month. Exact terms available vary per lender although options typically include 6, 12, 18, 24, 36, 48 and 60 months. The total amount of repayments has been calculated by multiplying 156 weekly repayments (based on a 36 month term) by the weekly repayment amount of \$43.20 which equals \$8,129.36. This calculator does not consider any of your own personal circumstances and we strongly suggest you seek budgeting advice prior to committing to any loan contract. Responsible lending criteria and lender terms and conditions will likely apply to any finalised loan contract. Proof of security and/or vehicle insurance may also be required before proceeding.