


2016 Mitsubishi Outlander 2.0PHEV 4WD Auto High




Purchase Price **\$15,950**
Includes GST, Registration & Licensing

Indicative repayments
\$99.14 per week*
Based on a 36 month term & 20% deposit.
Total repayments (156) = **\$18,656.59**



Gain peace of mind with Mechanical Breakdown Insurance. **Ask us how.**



Top features

- » 360 Degree Reverse Cam...
- » 4WD 4x4 4 Wheel Drive...
- » 6 SRS Air Bags
- » ABS Braking
- » Adaptive Cruise Contro...
- » Blinker Mirrors
- » Body Kit
- » Central Locking
- » Dual Climate Control
- » Electric Drivers Seat
- » Electric Mirrors
- » Electric Tail Gate
- » Electric Windows
- » Half Leather Seating
- » Heated Seats
- » Heated Steering Wheel
- » Higher seating positio...
- » Keyless Entry

Body Style
5 door, RV/SUV

Odometer
157,803 km

Engine
1998 cc, Plug-In Hybrid

Fuel Type
Petrol

Transmission
Automatic, 4WD

Wheels
-

VIN
7AT0CJ3MX22312116

Interior
Black

Safety



Based on 2025 UCSR rating for 12-21 models

Reg No.
PLJ885

Ext Colour
White

History
Ex-Overseas, 1 owner

Seats
5 seats, Half Leather

CO2 Emissions
★★★★☆
64 grams/km

Energy Economy
★★★★☆


Annual fuel cost not available
2.7L per 100km

Actual figures and cost per year will vary based on proportion of hybrid mode driving and battery charging schedule. Emissions and Energy Economy figures standardised to 3P WLTP.

Stock ID: 5555



Driven Auto Sales | Phone 07 579 9169 | Email sales@drivenauto.co.nz
751 State Highway 29, Tauriko, Tauranga 3171, New Zealand
www.drivenauto.co.nz



* Driven Auto Sales is not a lender nor a financial adviser. Any amounts displayed should not be seen as an offer of finance or taken as financial advice. The interest rate, fees and loan term used in this calculation may not actually represent those available from lenders. Actual interest rates, fees and loan terms will vary per lender and are typically based on an assessment of your credit risk and responsible lending criteria. Any repayment amounts displayed are indicative only and have been calculated using several other indicative inputs. The interest rate used in this calculation is an arbitrary 12.95%, however exact interest rates vary per lender. The term of the loan used in this calculation is 36 month. Exact terms available vary per lender although options typically include 6, 12, 18, 24, 36, 48 and 60 months. The total amount of repayments has been calculated by multiplying 156 weekly repayments (based on a 36 month term) by the weekly repayment amount of \$99.14 which equals \$18,656.59. This calculator does not consider any of your own personal circumstances and we strongly suggest you seek budgeting advice prior to committing to any loan contract. Responsible lending criteria and lender terms and conditions will likely apply to any finalised loan contract. Proof of security and/or vehicle insurance may also be required before proceeding.