



# 2008 Mazda 6 GLX 2.0 6 Spd Man Wagon NZ New



**Purchase Price** **\$6,950**  
Includes GST, Registration & Licensing

Indicative repayments  
**\$43.20 per week\***  
Based on a 36 month term & 20% deposit.  
Total repayments (156) = **\$8,129.36**



Gain peace of mind with  
Mechanical Breakdown  
Insurance. **Ask us how.**



**Top features**

- » 6 SRS Air Bags
- » ABS Braking
- » Child seat anchor poin...
- » Climate Control
- » Cruise Control
- » Electric Mirrors
- » Electric Windows
- » Full Centre Seat Belt
- » NZ From New
- » Remote Central Locking
- » Roof Rails
- » service history
- » Tinted Windows
- » Tow Bar
- » Traction Control
- » Vehicle Stability Cont...

Body Style  
**5 door, Wagon**

Odometer  
**243,100 km**

Engine  
**1998 cc, Internal Combustion**


Fuel Type  
**Petrol**

Transmission  
**Automatic, Front Wheel**

Wheels  
-

VIN  
**JM0GH10F100120373**

Interior  
-

Safety  


Based on 2025 UCSR rating for 08-11 models

Reg No.  
**ETM618**

Ext Colour  
**Blue**

History  
**NZ New, 1 owner**

Seats  
**5 seats, Cloth**

CO2 Emissions  
**★ ★ ★ ★ ☆ ☆**  
**208 grams/km**


Energy Economy  
**★ ★ ☆ ☆ ☆ ☆**  
**Annual fuel cost of \$3,410**  
**8.7L per 100km**

Cost per year is an estimate based on petrol price of \$2.80 per litre and an average distance of 14000 km. Emissions and Energy Economy figures standardised to 3P WLTP.

**Stock ID: 5598**



Driven Auto Sales | Phone 07 579 9169 | Email sales@drivenauto.co.nz  
751 State Highway 29, Tauriko, Tauranga 3171, New Zealand  
www.drivenauto.co.nz



\* Driven Auto Sales is not a lender nor a financial adviser. Any amounts displayed should not be seen as an offer of finance or taken as financial advice. The interest rate, fees and loan term used in this calculation may not actually represent those available from lenders. Actual interest rates, fees and loan terms will vary per lender and are typically based on an assessment of your credit risk and responsible lending criteria. Any repayment amounts displayed are indicative only and have been calculated using several other indicative inputs. The interest rate used in this calculation is an arbitrary 12.95%, however exact interest rates vary per lender. The term of the loan used in this calculation is 36 month. Exact terms available vary per lender although options typically include 6, 12, 18, 24, 36, 48 and 60 months. The total amount of repayments has been calculated by multiplying 156 weekly repayments (based on a 36 month term) by the weekly repayment amount of \$43.20 which equals \$8,129.36. This calculator does not consider any of your own personal circumstances and we strongly suggest you seek budgeting advice prior to committing to any loan contract. Responsible lending criteria and lender terms and conditions will likely apply to any finalised loan contract. Proof of security and/or vehicle insurance may also be required before proceeding.