


2010 Nissan Skyline 250 GT Auto




Purchase Price **\$8,950**
Includes GST, Registration & Licensing

Indicative repayments
\$55.63 per week*
Based on a 36 month term & 20% deposit.
Total repayments (156) = **\$10,468.75**



Gain peace of mind with
Mechanical Breakdown
Insurance. **Ask us how.**



Top features

- » 4 SRS Air Bags
- » 7 Speed Automatic
- » ABS Braking
- » Alloy Wheels
- » Central Locking
- » Dual Climate Control
- » Electric Mirrors
- » Electric Windows
- » Half Leather Seating
- » Keyless Entry
- » Power Steering
- » Push Button Start
- » Remote Central Locking
- » Reverse and side camer...
- » Steering Wheel Stereo...
- » Tinted Windows
- » Tiptronic
- » Traction Control

Body Style
4 door, Sedan

Odometer
135,218 km

Engine
2490 cc, Internal Combustion

Fuel Type
Petrol

Transmission
Automatic

Wheels
-

VIN
7AT0DH12X19400919

Interior
Black

Safety



Based on 2025 VSRR rating

Reg No.
MEE367

Ext Colour
Grey

History
Ex-Overseas, 1 owner

Seats
5 seats, Half Leather

CO2 Emissions
★ ★ ★ ☆ ☆ ☆
229 grams/km

Energy Economy
★ ☆ ☆ ☆ ☆ ☆


Annual fuel cost of \$3,760
9.6L per 100km

Cost per year is an estimate based on petrol price of \$2.80 per litre and an average distance of 14000 km. Emissions and Energy Economy figures standardised to 3P WLTP.

Stock ID: 5662



Driven Auto Sales | Phone 07 579 9169 | Email sales@drivenauto.co.nz
751 State Highway 29, Tauriko, Tauranga 3171, New Zealand
www.drivenauto.co.nz

 **4.62** | 1464 reviews

* Driven Auto Sales is not a lender nor a financial adviser. Any amounts displayed should not be seen as an offer of finance or taken as financial advice. The interest rate, fees and loan term used in this calculation may not actually represent those available from lenders. Actual interest rates, fees and loan terms will vary per lender and are typically based on an assessment of your credit risk and responsible lending criteria. Any repayment amounts displayed are indicative only and have been calculated using several other indicative inputs. The interest rate used in this calculation is an arbitrary 12.95%, however exact interest rates vary per lender. The term of the loan used in this calculation is 36 months. Exact terms available vary per lender although options typically include 6, 12, 18, 24, 36, 48 and 60 months. The total amount of repayments has been calculated by multiplying 156 weekly repayments (based on a 36 month term) by the weekly repayment amount of \$55.63 which equals \$10,468.75. This calculator does not consider any of your own personal circumstances and we strongly suggest you seek budgeting advice prior to committing to any loan contract. Responsible lending criteria and lender terms and conditions will likely apply to any finalised loan contract. Proof of security and/or vehicle insurance may also be required before proceeding.